

STRENGTH  
SIMPLICITY  
DEPENDABILITY




**3600XL-B** ■ **4000XL** WIDE BODY ■ **4500** WIDE BODY ■ **5000** WIDE BODY

**Cadman**








### RUGGED FRAME

The lower frame is constructed of heavy wall 6 x 8 inch tubing. The upper frame is constructed of mainly 3 x 5 inch tubing. The use of steel tube gives all Cadman Travellers higher torsional strength than typical I-beam constructions.



### TANDEM AXLE/HIGH FLOATATION TIRES

Four 6,500 pound spindles support 14L x 16.1 inch rib implement tires. The tandem axle feature provides maneuverability and stability, far superior and safer than a 4-wheel wagon style or a single axle. When operating in adverse conditions, weight can be transferred to the back of the tractor by using an 11-hole drawbar, while maintaining the best floatation.



### TURNTABLE

All Cadman Travellers are equipped with ballbearing turntables. With 44 different locking positions and centrally located controls, precise positioning of the Traveller is made simple and easy. Hydraulic turntable is optional.



### HEAVY-DUTY DRUM

The one-piece drum core is made from 1/4" steel plate for continuous support. Cadman oversizes its core diameter to prevent stress on the hose, promoting longer life and easier wrapping of the hose. With reinforcing ribs and welded construction, the Cadman drum is, by far, the strongest in the industry.



### HIGH QUALITY HOSE

Cadman Travellers use only the best quality hose available. Our polyethylene hose is manufactured for rough field use and long life.



### LARGE PLUMBING

Large 5.5" diameter plumbing is used on the reel to reduce pressure loss. Each elbow uses 2 pounds per square inch. The Cadman Traveller has far fewer elbows than used by others. We have no bottlenecks of smaller pipes and hoses. Our Traveller is not a pipefitter's nightmare! It is designed to utilize pressure to its fullest advantage in order to operate the reel easily and maintain an energy-efficient irrigation system.



### POSITIVE TRACTION CHAIN DRIVE

All Cadman Travellers are driven by a single No. 80 chain, running over the large diameter of the drum on traction pins. This gives Cadman the advantage of maximum torque amplification vs. smaller laser-cut sprockets used by others. By putting less strain on the drive system, less power is needed to rotate the drum, therefore giving you maximum efficiency.



### HYDRAULIC STABILIZER LEGS

Making your work easier, Cadman provides, as standard equipment, two hydraulic stabilizer legs to maintain stability when irrigating.



### ENGINE DRIVE

The Cadman engine drive system loses "0" P.S.I. because it is self-contained and separate from the fluid irrigated, whereas pistons, bellows or turbines lose 5 to 20 P.S.I. This loss has to be overcome by a pump running harder. These other systems usually result in using less mainline or a smaller gun nozzle in order to keep the pump pressure within operating maximums.



### TRANSMISSION

A wide speed range is achieved in Cadman's engine drive system by using a combination of drive and driven variable speed pulleys and a clutch reduction transmission. Simply turn the knob to adjust the drive pulley to the desired speed and engage the transmission lever. There is no need to change gears to achieve a specific speed. As well, an alternate PTO wind-in is incorporated into the transmission. Very clean and easy to operate!



### AUTO STOP

When the gun cart reaches the reel, a simple device activates two safety switches. If one switch fails, the second takes over, ensuring maximum safety for you and the machine.



### HOSE BUILD-UP SAFETY

If the hose guide malfunctions for any reason, a safety switch is activated by the speed compensator to shut off the engine. This prevents the hose from miswrapping and crushing itself.




# 3600XL-B

# 4000XL WIDE BODY

# 4500 WIDE BODY

# 5000 WIDE BODY



### BRAKE

A disc brake ensures that proper tension is applied to the drum when unwinding the hose. This prevents recoil when the tractor comes to a stop at the end of the pull. When fully applied, the Traveller can then be moved safely from field to field without concern of recoil.



### EASY-TO-READ SPEEDOMETER

All Cadman Travellers are equipped with an easy-to-read speedometer, displaying the hose retrieval rate.



### ACCURATE HOSE INDEXING

Cadman's hose guide system keeps the polyethylene hose in its place accurately and efficiently. With its rugged design, maintenance is kept to a minimum.



### FEEDER HOSE

A standard 5" x 25' hose is supplied to connect the Traveller to your mainline. As with everything else, Cadman uses the best quality high pressure hose and clamps.



### GUN AND CART

An appropriate sized quality gun is standard. Cadman offers a choice of either a 46" crop clearance cart or 62" crop clearance cart. These rugged carts are made of steel tube construction. Based on three wheels (no skids), the carts have variable width adjustment to fit the plant rows. To prevent damage to the crop by the water stream, the cart is self-leveling using two stabilizer legs. Riser extensions for orchard applications are optional.



### OPTIONAL BOOSTER PUMP

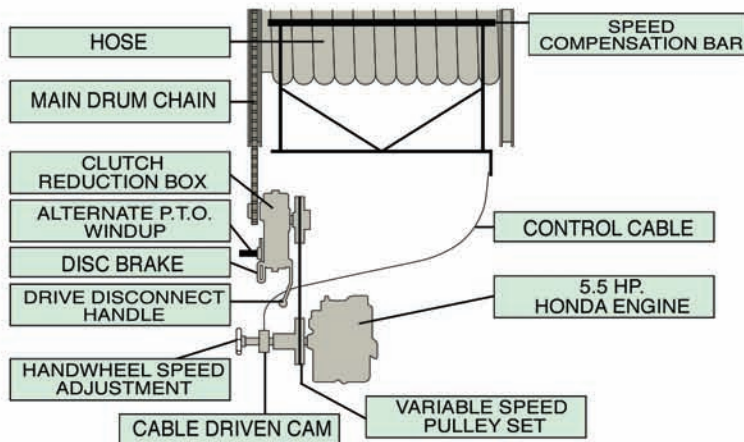
Cadman offers an appropriate-sized P.T.O. booster pump that is tongue-mounted for your convenience. This allows you to maintain a lower mainline pressure, yet still maximize the efficiency of the Traveller.



### OPTIONAL AIR COMPRESSOR

Blowing the water out of the Traveller with air means up to 10,000 lbs less weight. This allows you to use smaller tractors to maneuver the machine and to pull out the polyethylene hose. Tongue-mounted for your convenience, the compressor can blow out a Traveller in less than five minutes.

## TOP VIEW OF CADMAN MECHANICAL CAM DRIVE SPEED COMPENSATION

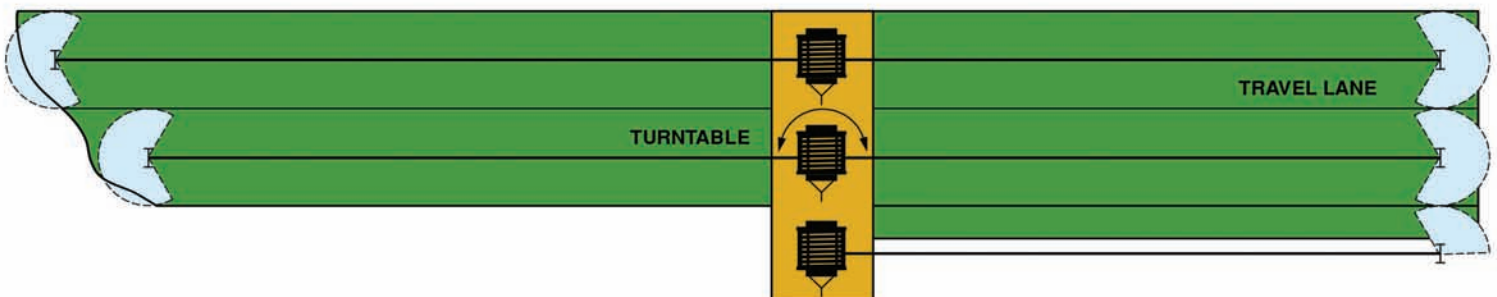


## HOSE SPEED COMPENSATION

The Cadman MECHANICAL CAM DRIVE HOSE SPEED COMPENSATION SYSTEM has simplified the task of very accurately compensating the hose retrieve speed for the increase in drum diameter as hose is rewound onto the drum.

Here's how it works:

A sensor bar, riding against the hose as it winds onto the drum, operates a cam on the variable speed drive pulley by way of a cable. As the cam rotates, the pulley pitch is adjusted just enough to accurately compensate for changes in hose speed over the entire retrieve cycle. The result is an even application from beginning to end!





# 3600XL-B

# 4000XL WIDE BODY

# 4500 WIDE BODY

# 5000 WIDE BODY

Model	Hose I.D.	Hose Length	Input P.S.I. At Traveller	Gun P.S.I.	Flow Rate G.P.M.	Lane Spacing	Acres Per Pull	Time to Apply 1 Inch /Acre	Time Per Pull
3600XL-B	3.6"	2250'	130	90	220	290'	15.0	2.1 hr	30.9 hr
			130	80	247	291'	15.0	1.8 hr	27.6 hr
			150	90	273	308'	15.9	1.7 hr	26.5 hr
			150	80	297	309'	16.0	1.5 hr	24.4 hr
4000XL Wide Body	4.0"	1400'	130	90	369	330'	10.6	1.2 hr	13.1 hr
			130	80	416	337'	10.8	1.1 hr	11.8 hr
			150	90	459	347'	11.2	1.0 hr	11.0 hr
			150	80	500	354'	11.4	.9 hr	10.3 hr
4000XL Wide Body	4.0"	1550'	130	90	349	320'	11.4	1.3 hr	14.8 hr
			130	80	394	328'	11.7	1.2 hr	13.5 hr
			150	90	434	343'	12.2	1.0 hr	12.8 hr
			150	80	472	349'	12.4	1.0 hr	12.0 hr
4000XL Wide Body	4.0"	1850'	130	90	317	316'	13.4	1.4 hr	19.2 hr
			130	80	357	324'	13.8	1.3 hr	17.5 hr
			150	90	394	332'	14.1	1.2 hr	16.3 hr
			150	80	429	340'	14.4	1.1 hr	15.3 hr
4500 Wide Body	4.5"	1320'	130	90	519	356'	10.8	.9 hr	9.4 hr
			130	80	585	362'	11.0	.8 hr	8.5 hr
			150	90	646	371'	11.2	.7 hr	7.9 hr
			150	80	702	376'	11.4	.6 hr	7.4 hr
5000 Wide Body	5.0"	1200'	130	90	719	404'	11.1	.6 hr	7.0 hr
			130	80	812	412'	11.3	.6 hr	6.3 hr
			150	90	895	432'	11.9	.5 hr	6.0 hr
			150	80	973	436'	12.0	.5 hr	5.6 hr


Performance is shown with appropriate Komet Twin Volume Gun or Nelson Big Gun. Lane spacing was obtained by taking 20% off of the published diameter of the gun. Performance data has been obtained under ideal test conditions and may be adversely affected by wind, trajectory of the gun or other factors. No representation regarding droplet condition, uniformity, or suitability for a particular application is made herein.



Power Units



Caprari Water Pumps



Aluminum Pipe and Fittings



PVC Pipe and Fittings



Manure Pumps

Cadman Power Equipment Limited, whose policy is one of continuous improvement, reserves the right to change specifications, design or prices without incurring obligation.

Cadman Power Equipment's 60+ years of leadership and experience in design and manufacturing stands behind every Cadman Traveller produced.



# Cadman

POWER EQUIPMENT LIMITED

AGRICULTURAL MACHINERY AND IRRIGATION EQUIPMENT

Box 100, 38 Main St., Courtland, Ont., Canada

1-866-422-3626 Local: (519) 688-2222 Fax: (519) 688-2100

E-Mail: [inquiries@cadmanpower.com](mailto:inquiries@cadmanpower.com) [www.cadmanpower.com](http://www.cadmanpower.com)

