


STRENGTH

SIMPLICITY

DEPENDABILITY

caprari



Tractor Driven & Engine Mounted
Centrifugal Pumps

Cadman



SINGLE STAGE TRACTOR DRIVEN PUMPS




Caprari pumps are known world-wide for their quality construction, reliability, and high efficiency. Since 1984, Cadman has teamed up with Caprari to provide you with these high quality products. Cadman has thirteen different single stage models to offer, from 50 GPM to 2,300 GPM. These pumps are available in bare and fitted forms. Bare pumps are supplied with counterflanges, gaskets and bolts. Fitted pumps come complete with a heavy duty two wheel cart, PTO shaft, liquid pressure gauge, priming check valve, and NPT thread for the suction port. All pumps come with the discharge port facing horizontal left (when standing behind suction side.) Upon request, pump volutes can be rotated to vertical or horizontal right.

MODEL	GPM	50	60	70	80	90	100	150	200	250	300	350	400	450	500	600	700	800	1000	1200	1400	1700	2000	2300	
D2/40 A 540 RPM	H ft	337	337	335	333	330	328	307																	
	PSI	146	146	145	144	143	142	133																	
	HP	13	14	15	16	17	17	21																	
D1/50 A 540 RPM	H ft	208	208	210	210	210	213	208	206	189	171														
	PSI	90	90	91	91	91	92	90	89	82	74														
	HP	8	9	9.5	10	10	11	13	15	17	19														
D2/50 A 540 RPM	H ft	331	331	331	331	329	329	326	319	292	262														
	PSI	143	143	143	143	142	142	141	136	126	114														
	HP	18	18	19	19	20	21	25	27	30	31														
D3/50 A 540 RPM	H ft			393	393	393	393	386	370	347	307														
	PSI			170	170	170	170	167	160	150	133														
	HP			23	24	25	25	30	35	38	41														
D2/65 A 540 RPM	H ft						247	250	250	247	243	238	231	224											
	PSI						107	108	108	107	105	103	100	97											
	HP						18	21	23	27	29	31	34	38											
D3/65 B 540 RPM	H ft							372	370	360	356	349	337	328	314										
	PSI							161	160	156	154	151	146	142	136										
	HP							29	34	38	42	46	50	53	55										
D2/80 A 540 RPM	H ft							254	252	252	249	249	247	243	238	229									
	PSI							110	109	109	108	108	107	105	103	99									
	HP							28	31	33	36	38	40	43	47	51									
D04/80 C 540 RPM 1000 RPM	H ft							390	390	389	387	384	382	379	371	328									
	PSI							169	169	168	167	166	165	164	161	142									
	HP							42	46	52	56	60	68	70	77	82									
D04/80 E 540 RPM	H ft							336	335	331	328	322	315	308	292	269									
	PSI							146	145	143	142	139	138	134	128	116									
	HP							38	40	44	48	52	55	58	64	70									
D03/100 A 540 RPM	H ft									271	271	269	269	267	267	259	254	240							
	PSI									117	117	116	116	115	115	112	110	104							
	HP									42	46	48	50	54	58	64	69	78							
D3/101 A 1000 RPM	H ft												387	360	358	354	348	331	312						
	PSI												159	156	155	153	151	143	135						
	HP												67	76	84	92	98	111	122						
D01/125 A 540 RPM	H ft													85	84	82	77	70	59	48					
	PSI													37	36	35	34	30	28	21					
	HP													18	19	20	21	23	24	26					
BHD 200 A 540 RPM	H ft														58	57	58	58	58	56	53	47	40		
	PSI														24	24.5	25	25	25	24	23	20	17		
	HP														18	19	21	22	24	26	29	30	31		

MULTIPLE STAGE TRACTOR DRIVEN PUMPS

Single and two stage pumps are constructed from close grained cast iron. The balanced impellers have two replaceable wear rings on each impeller. A heavy duty step-up gear box has hardened helical spur gears running in oil. Unlike other pump companies that use chromed steel for their pumps shafts, Caprari only uses high grade stainless steel. The two shafts are supported by high quality bearings. A stuffing box seal is incorporated with a replaceable chromed steel shaft bushing.




For overall efficiency, nothing compares to Caprari's line of multiple stage PTO pumps. With five different models to choose from, Cadman can fine tune the perfect pump for you. Multiple gear box ratios and the ability to trim impellers makes this possible.



For those rough, hot summer days, Caprari has incorporated a cooling coil, on some models, constructed from stainless steel.

MODEL	GPM	200	250	300	350	400	450	500	600	700	800
DMR 65-2/2 A 540 RPM	H ft	518	205	492	472	446	413	381			
	PSI	224	219	213	205	193	179	165			
	HP	45	50	55	60	64	68	71			
DMR 80-3/2 C 540 RPM 1000 RPM	H ft	446	440	436	430	427	420	413	387	361	322
	PSI	193	190	189	186	185	182	179	168	156	139
	HP	49	53	56	60	62	66	70	76	83	90
DMR 80-3/2 E 540 RPM	H ft	400	394	390	384	377	374	361	338	302	262
	PSI	173	170	169	166	163	162	156	146	131	114
	HP	44	46	50	54	56	59	62	67	73	78
DMR 83-3/2 A 1000 RPM	H ft	535	532	525	522	518	512	505	489	463	430
	PSI	232	230	227	226	224	222	219	212	200	186
	HP	62	66	70	76	80	84	89	97	104	112

MULTIPLE STAGE ENGINE &

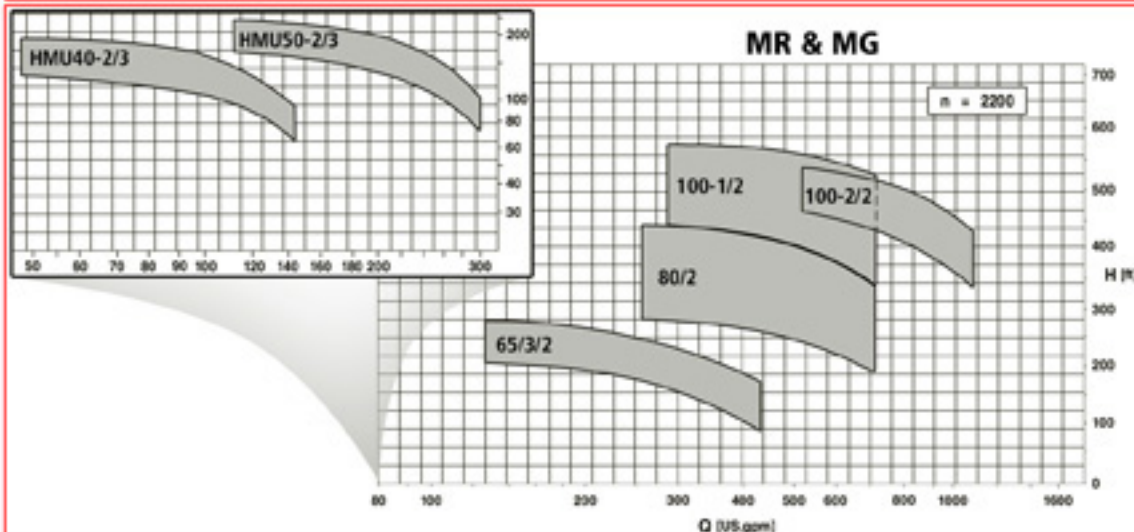
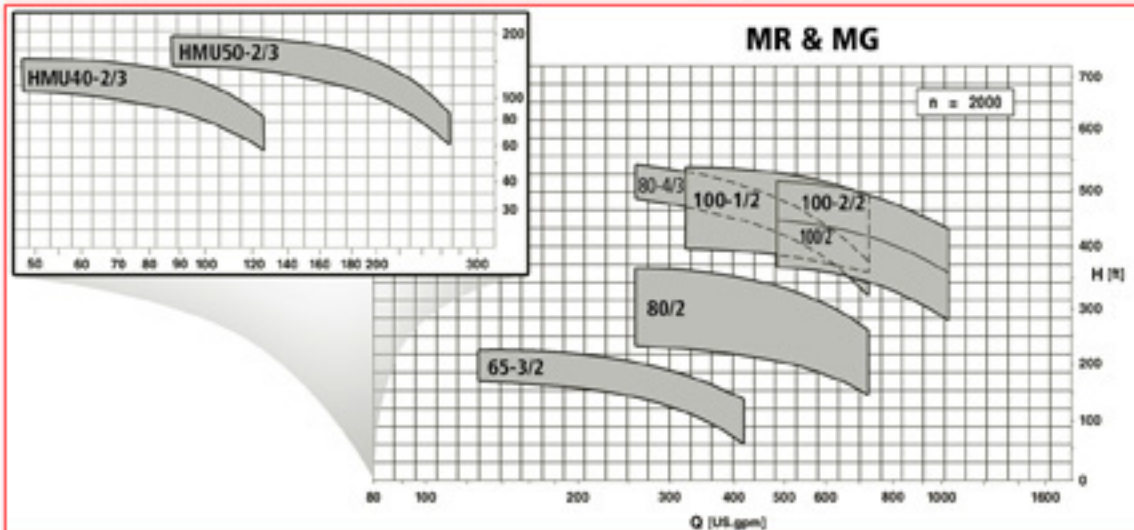
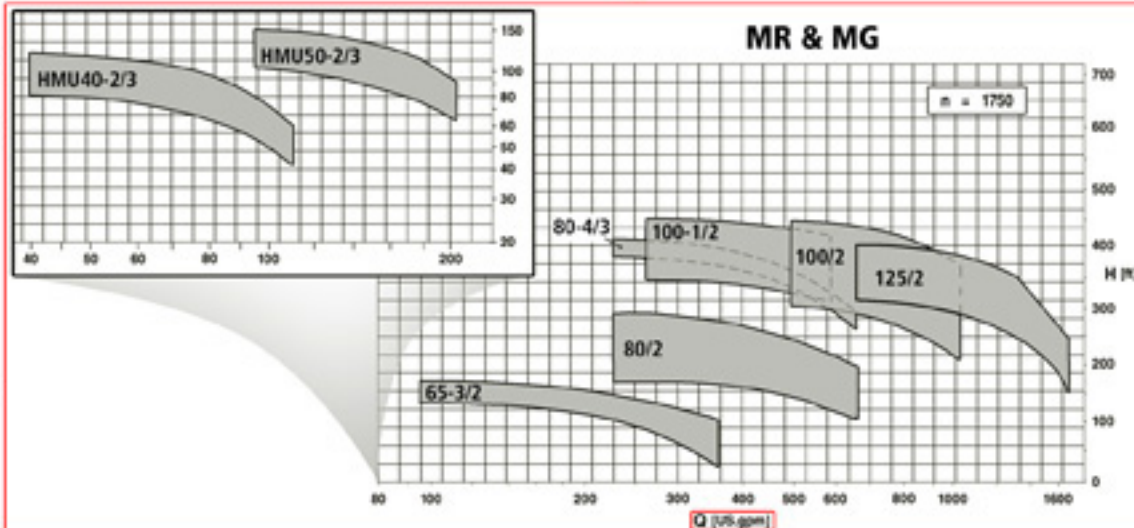



Caprari offers a full lineup of multiple stage horizontal shaft centrifugal pumps for connection to gasoline or diesel engines, or an electric motor.

These pumps are equipped with oversized bearings to provide superior coupling, dependability and long life of the pump.

MG series pumps are flanged for SAE 3 engines, however, adapter rings are available for SAE 1, 2 and 4 engines. For use with a clutch, Caprari has its MR and HMU series pumps.

All three series of pumps are composed of a suction cover, flow directing blade diffusers, volute shaped casing, bearing housing, grey cast iron impellers,



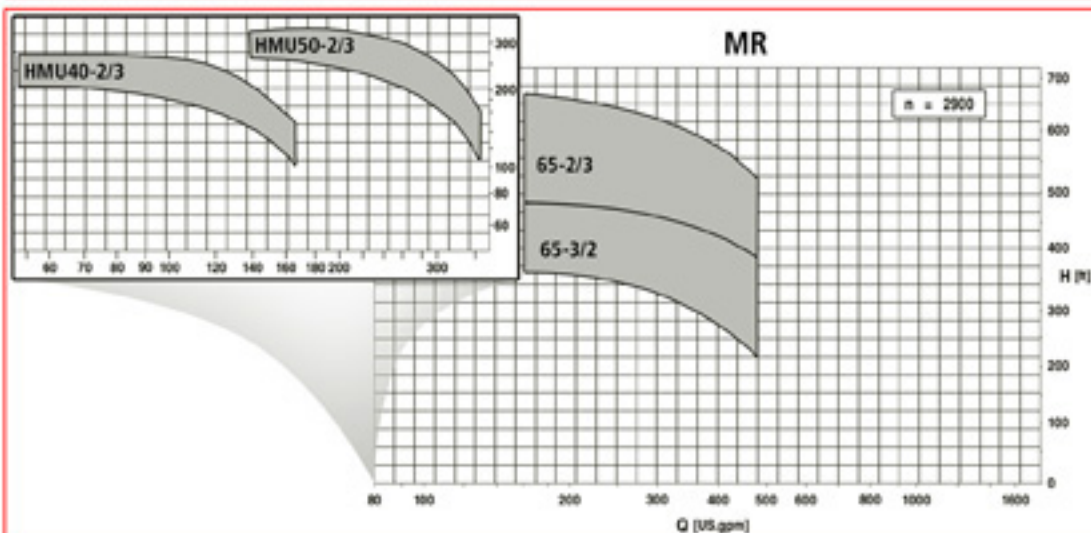
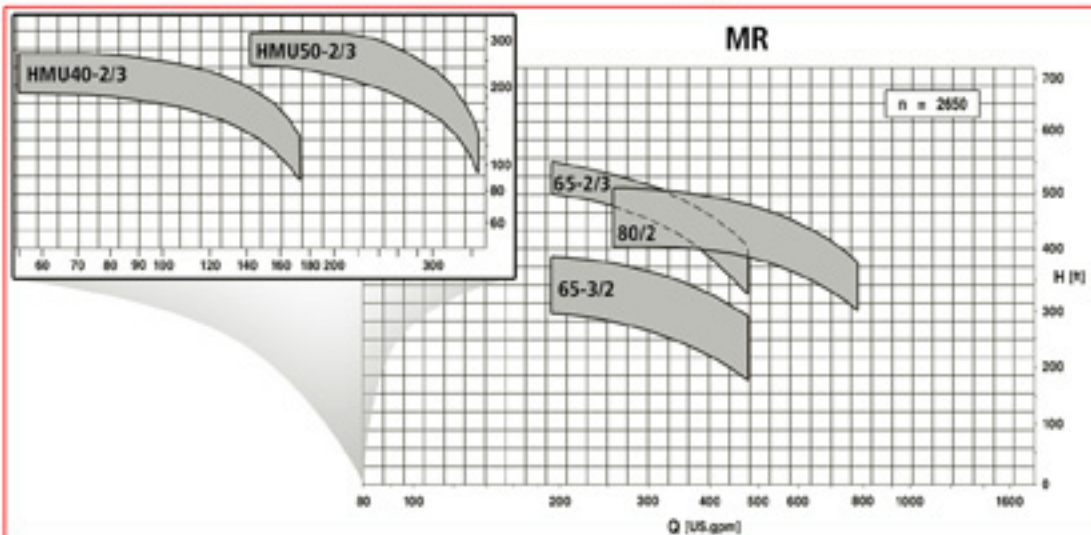
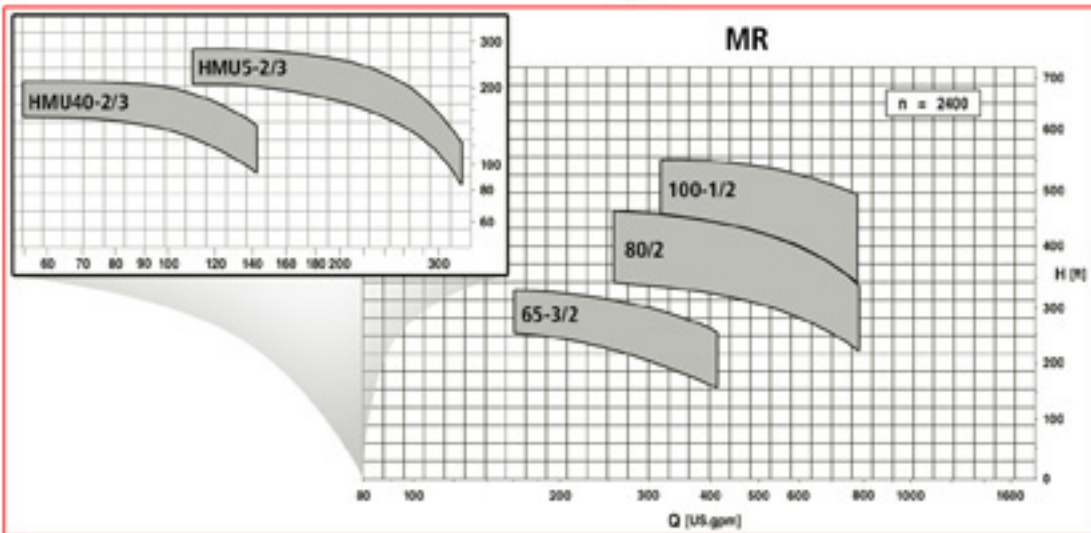


stainless steel shaft and external carbon steel tie bolts to securely fasten the pump assembly.


Two replaceable wear rings are provided for each impeller. The shaft is supported by two oil lubricated roller bearings.

Three and four stage pumps incorporate an additional support of the shaft in the form of a bronze journal bearing located in the suction cover, equipped with a mounting bracket.

The pump shaft is protected by a replaceable, chromed steel sleeve which is situated in the packing gland area.



SINGLE STAGE FRAME



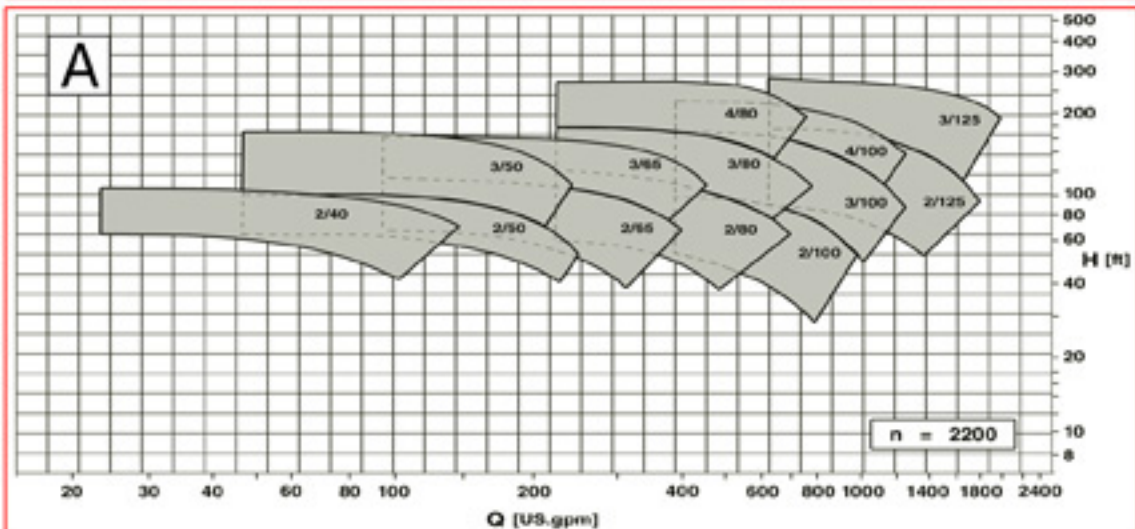
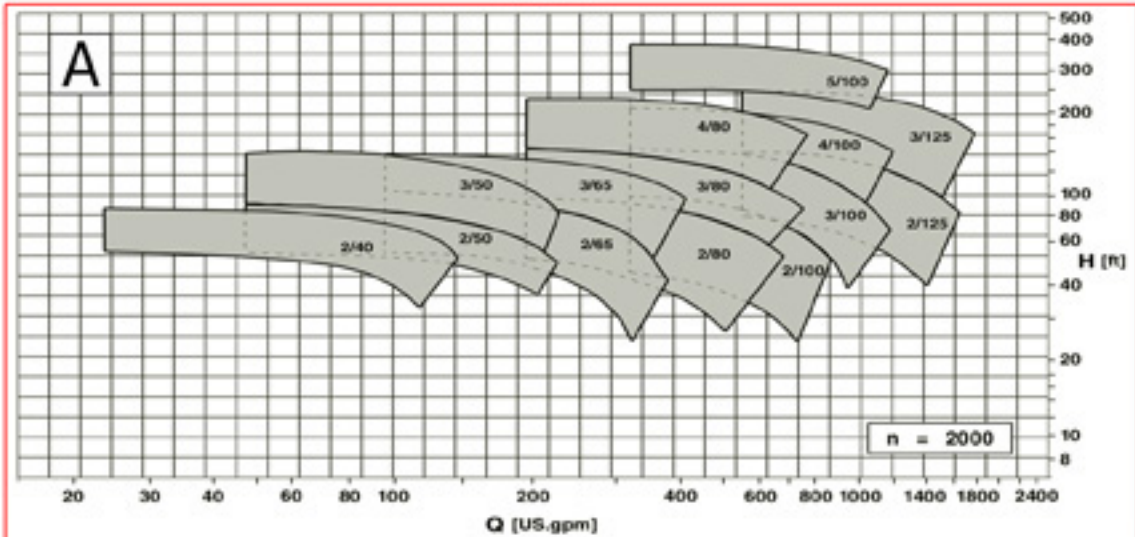
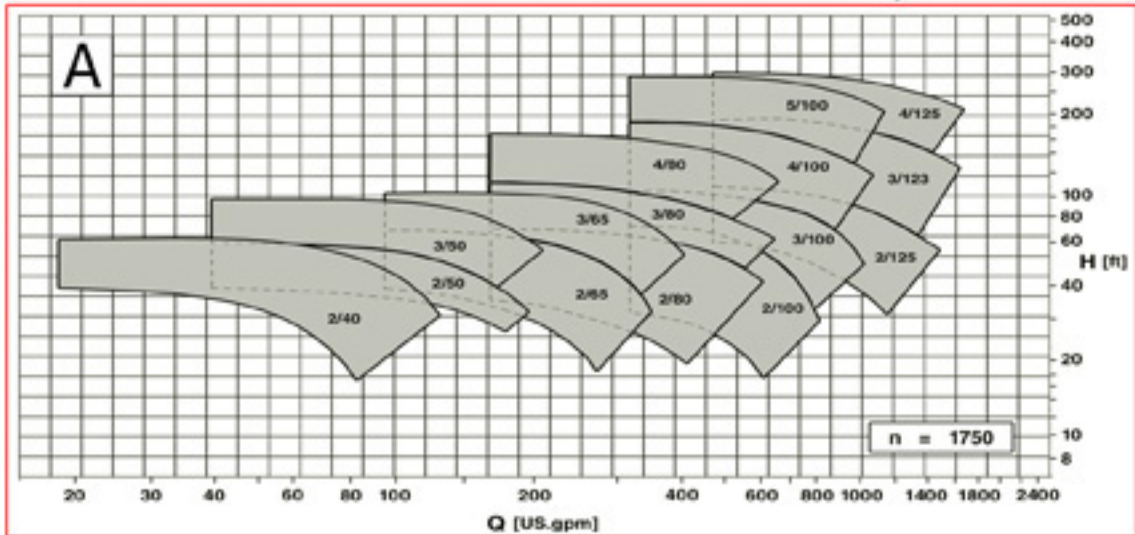
The A series of Caprari pumps are horizontal, single stage centrifugal fitted with a heavy duty pedestal.

The high strength pedestal frame allows for coupling to diesel or gasoline engines, but is also suitable for an electric motor.


These pumps are ideal for situations where the high-head pressures available on the multiple stage pumps are not needed.

All A series pumps are constructed with cast iron impellers, volute and suction cover.

The shaft is guided and supported by two oil-lubricated ball bearings, which are over-sized for durability.



MOUNTED PUMPS

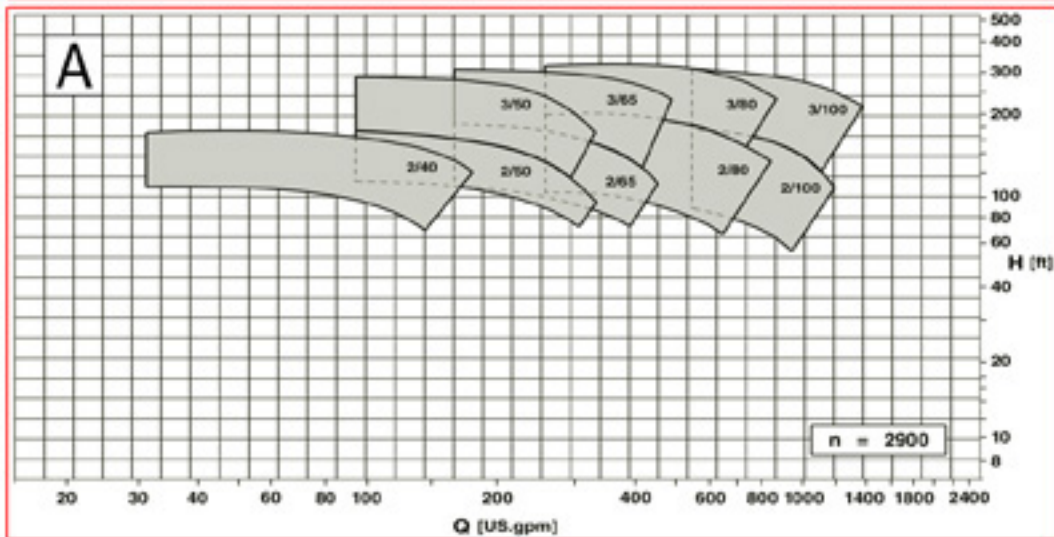
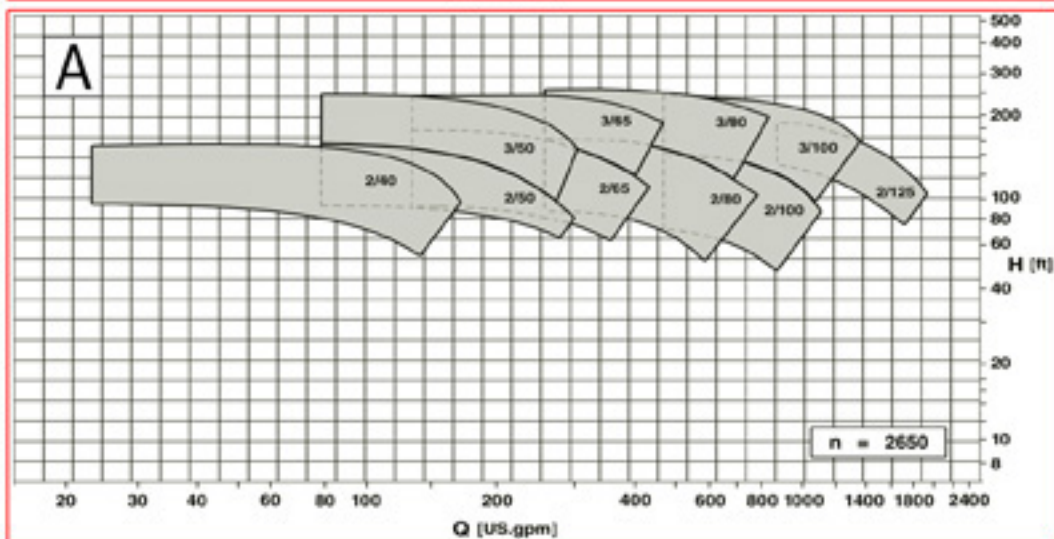
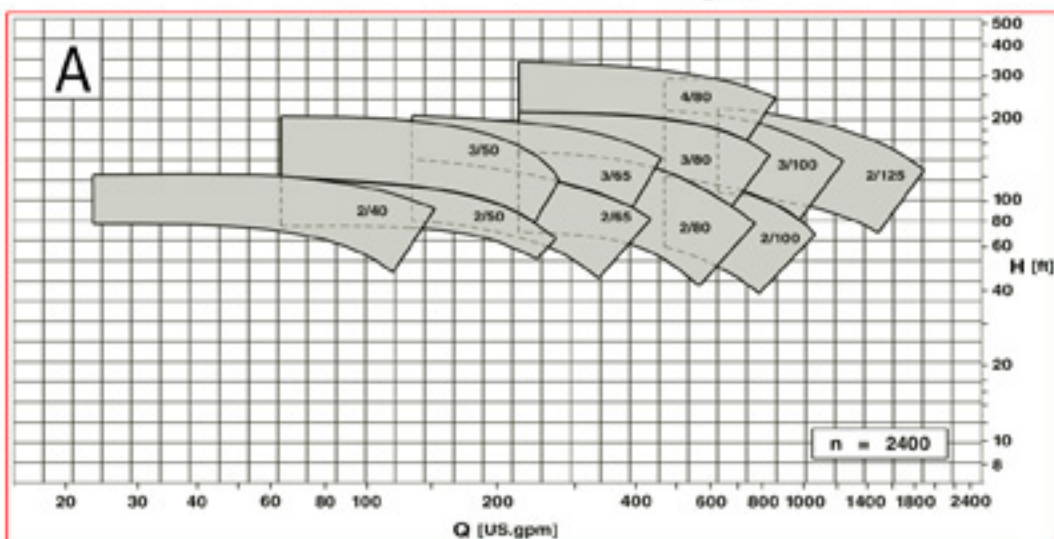


PRIME YOUR PUMP


Cadman can fit your new Caprari pump with the primer of your choice.

We have a complete line of hand primers and for maximum efficiency, Cadman offers its 12 volt Power Primer.

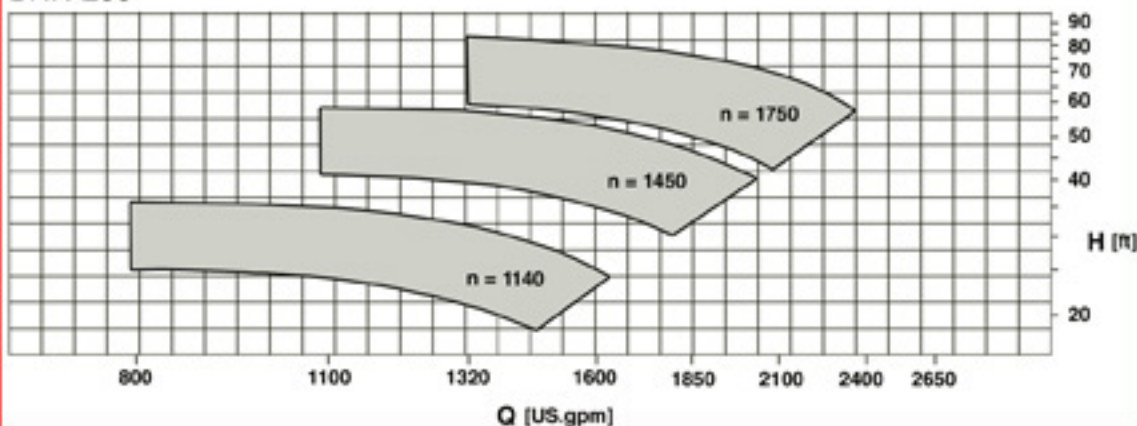
With the Cadman Power Primer, you can prime your pump in seconds with minimal effort!



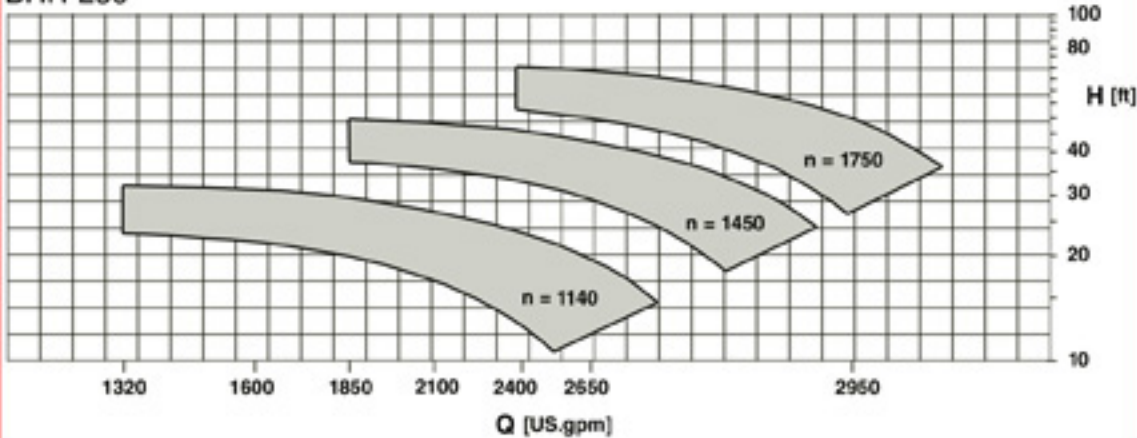
SINGLE STAGE FRAME MOUNTED PUMPS



BHR-200



BHR-250



Caprari's BHR series of pumps are optimal for high volume, low pressure applications such as flood irrigation or rapid fluid transfer.

The tough monolithic structure is sized to ensure a high degree of rigidity for use with diesel or gasoline engines.

POWER YOUR PUMP

Cadman offers a full range of diesel and gasoline engines to suit your needs. Brands include John Deere, Kubota, Doosan and Honda. For full details, please contact your Cadman representative.



Cadman Power Equipment Limited, whose policy is one of continuous improvement, reserves the right to change specifications, design or prices without incurring obligation.

Cadman
www.cadmanpower.com

38 Main St., Courtland Ont., Canada
1-866-422-3626 (519) 688-2222
Fax: (519) 688-2100
E-mail: inquiries@cadmanpower.com